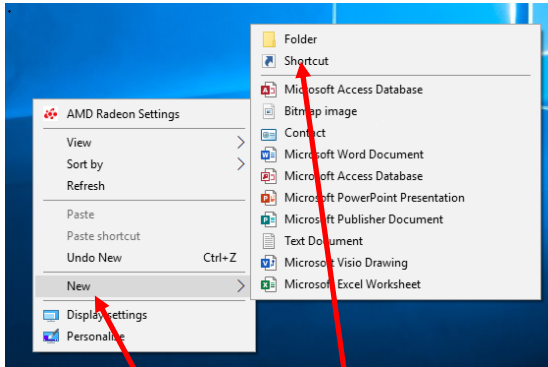


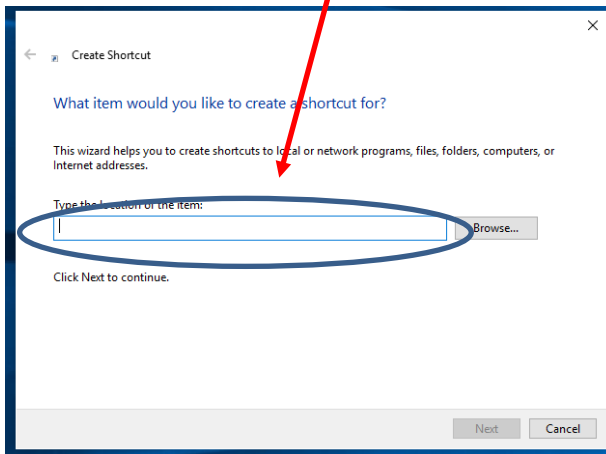
CREATE SHORT-CUTS TO REMOTE DESKTOP

1. CISCO AnyConnect Short-cut

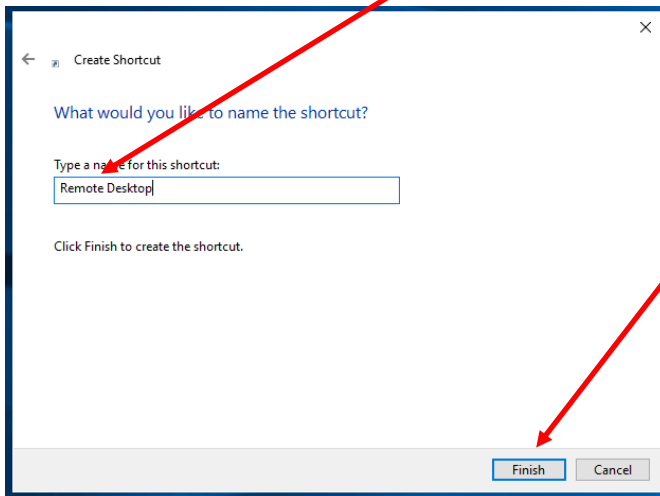
- a. Click on your right mouse button while on your desktop. The below image will appear.



- b. Choose the New and then Shortcut option.
- c. Type in `%windir%\system32\mstsc.exe` for location



- d. Click on the Next and Type in a Description for the Shortcut and click on Finish



- e. New Shortcut!

